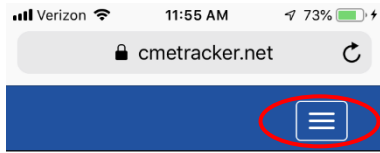


Claim Credit Using Smart Phone

1. Go to cmetracker.net/CREIGHTONCHI and click the **box in the blue header** in the top right corner.




2. Click **Sign In** on the left side near the top of the page. You can bookmark this page for future reference.

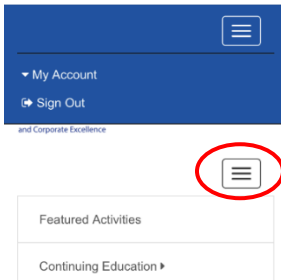


3. Enter your **Email Address, Password** and click the blue **Sign In** button. You can click **Save Email** to make it faster to log in.

4. You will get a message that your login is successful. Click the blue **Continue** button.



5. Scroll back to the top and click the **box in the white area**.



6. Scroll down and click on **CE Certificate**.

Registration History

Evaluate Course/Print Certificate

Credit History & Past Certificate

My Profile

CE Transcript

CE Certificate

7. Enter the five digit code for the session into the box that says **Activity Code** and then click the blue **Submit** button.

Certificate

Generate Certificate

Please Enter your Activity Code:

Activity Code

Submit

5 Digit Code

8. Verify that the credit type is correct and click the blue **Submit** button.

Learners should claim only the credit commensurate with the extent of their participation in the activity.

Credit Type	Credit Hours
AMA PRA Category 1	1.00
ANCC	1.00

*Please note that your certificate will be displayed in a pop up window. Be sure that your browser allows popups for this site.

Submit

9. If you would like to print your certificate, click the blue **Print Certificate** button. Your browser will need to allow popups for this site in order to print your certificate.

Certificate

Thank you for participating in an educational activity for Creighton University Health Sciences Continuing Education.

Print Certificate